THE VIRGINIA PEN

GEM AND MINERAL SOCIETY OF THE VIRGINIA PENINSULA

October 2017

Special Points of Interest:

- Fossil Collecting Field Trip, October 28
- GMSVP Meeting, Nov 2
- RMWG Rock Swap & Sale, Nov 18
- Northern VA Gem, Mineral & Fossil Show, Nov 18 & 19

In This Issue

President's Corner	1 & 2
Come to GMSVP November 2nd Meeting Chapter Contact Info	2
November Meeting Program Giant Stairs	3
GMSVP 1st Place in SFMS Website Competition	4
GMSVP Scout Event Welcome New Members	5
October TOTE Show	6
The Sphere Maker	7
Jewelry Bench Tips GMSVP Fall Picnic	8
Willis Mountain Kyanite Field Trip	9
Pemaquid Point	10
Safety Matters—Kids Safety	11
Fossil Collecting Field Trip	12
RGMS Rock Swap	13
Northern VA Gem, Mineral, & Fossil Show Time to Renew Dues Announcements GMSVP Facebook and Webpage Gem Tree Workshop	14
GMSVP Board Minutes	15
Upcoming Shows	16
AFMS Code of Ethics	17

President's Corner

Sara Phillips

Happy Fall GMSVP Members! It's time for pumpkin pie, hot chocolate, and of course, MORE GEOLOGY!

Last month we had our annual late summer picnic. We had good food and good times! A special thanks to Walter Priest for leading a presentation to the boy scouts on geodes.

We did not have a regular membership meeting this month due to the fact that we attended our last Treasures of the Earth (TOTE) Show this year. A special thanks to all those who volunteered for setup/breakdown and working the show. We will have our normal membership meeting on November 2nd.

GMSVP placed 1st for the Southeast Federation website contest and 4th nationally in the AFMS (way to go Holly Worsham) and 2nd nationally in the AFMS bulletin contest (way to go Dan Fontaine!). We are rocking the geology world!!!!! Wooohoo!!!

We have another field trip coming up located at the local Pipsico Boy Scout Reservation, in Spring Grove, Virginia. The field trip will take place on October 28th and starts at 9 AM until the afternoon (at your leisure). This field trip will happen rain or shine, so please plan your field clothes accordingly! There is a $5 collecting fee and a wavier will need to be signed prior to entering the beach area. Please see the field trip article on page 12 for more information. Note: Pipsico will happen again on April 8th.

I need to announce that I am stepping down as GMSVP (Cont'd on next page)

GMSVP Purpose: The purpose of the GMSVP is to: facilitate the exchange of information and general cooperation among its members by promoting the study of lapidary techniques, mineralogy, paleontology, and allied fields of Earth sciences; provide the community with a knowledge of the hobby through lectures, demonstrations, and exhibitions; and enjoy good fellowship.

Visitors Welcome: The GMSVP welcomes any visitor with an interest in geology, mineralogy and the lapidary arts. Whether you are a hobbyist, artist, collector or interested in Earth Science, the club has something for everyone.

Dues: Individual $15, Couple $20, and Family $25. Dues information is under: Documents and Membership Information on the GMSVP Website Homepage.

Meeting Location: Our meetings are held at Sandy Bottom Nature Park in Hampton, VA. Check the GMSVP website Events page for actual dates and times. The upcoming meeting information is in the Special Points of Interest area on the left of this page.

Find us on Facebook

GMSVP
P. O. Box 6424
Newport News, VA 23602
Web: http://www.gmsvp.org
Facebook: www.facebook.com/pages/The-Gem-and-Mineral-Society-of-the-Virginia-Peninsula-GMSVP/275041405841489

Officers

President: Sara Phillips, SPhillips@ecslimited.com
1st VP Membership: Brenda Hawks, brenda_hawks@verizon.net
2nd VP Programs: Michael Griffith, MGriff8645@aol.com
Secretary: Dave Scharff, chap_dad@yahoo.com
Treasurer: Gary Bergtholdt, gbergtholdt@gmail.com

Committee Chairs

Field Trips: Mary Hood, mhood4@msn.com
Hospitality: Pat Fontaine, maineguy@cox.net
Pebble Pups: Co-Chair #1 **Vacant;** Co-Chair #2 Christine Hempley, offalstuff@gmail.com
Shows: **Vacant**
Newsletter: Dan Fontaine, maineguy@cox.net
Property: **Vacant**
Librarian/Historian: **Vacant**
Faceting: Chuck Rogers, car3rd@verizon.net
Silversmithing: **Vacant**
Publicity: Michael Griffith, mgriff8645@aol.com
Mineralogy: Walter Priest, wetlanddesign@gmail.com
Webmaster: Holly Worsham, gmsvp.web@gmail.com

President's Corner (Cont'd)

Sara Phillips

(Cont'd from prior page.) President and EFMLS Region IV Vice President at the end of the year. I have had a blast running these positions, but life changes have occurred and I cannot continue to serve at this time. We will be nominating a new president and board at the November membership meeting. Please talk with any of the current board members at the next meeting, if you would like to volunteer for any position (board or a particular committee).

Joke: What did the thirsty mineralogy student buy for the dark room? SODALITE!

Have a gneiss day!!

Sara Beth

Come to GMSVP November 2nd Meeting

Sara Phillips

You can help chart the future direction of GMSVP by attending and actively participating in the November 2nd membership meeting.

The election of the GMSVP Board Members is held during the annual November membership meeting.

The Board of Directors guides the direction of the club during the year. It is important to have fresh leadership to bring innovative perspectives and energy to the club. If new members do not step forward, current leaders get "burned out." This can lead to reduced service to our membership in the form of planning and execution of our club activities.

Please consider volunteering to serve as a board of director (President, Vice President Membership, Vice President Programs, Secretary, and Treasurer) or leading or helping with one of our committees (Field Trips, Hospitality, Pebble Pups, TOTE Shows, Newsletter, Property, Librarian/Historian, Faceting, Silversmithing, Publicity, Mineralogy, and Webmaster).

Please let Sara Phillips (sphillips@ecslimited.com) know, if you are interested in one of the positions. Current Board Members and Committee Chairs are ready to mentor anyone interested in helping GMSVP move forward and provide engaging and interesting activities for our members!

GMSVP's "The Virginia Pen": Non-commercial reprint permission is granted to non-profit organizations, unless otherwise noted.

FAIR USE NOTICE. This publication may contain copyrighted material the use of which has not been specifically authorized by the copyright owner. We are making such material available in our efforts to advance the educational understanding of the amateur jewelry fabrication and rock collecting hobbies. We believe this constitutes a 'fair use' of any such copyrighted material as provided for in section 107 of the U.S. Copyright Law. If you wish to use material from this publication for commercial or purposes of your own that go beyond 'fair use', you must obtain permission from the copyright owner.

November GMSVP Meeting Program

Michael Griffith

For the November 2nd meeting program, I will share my experience from a couple of recent digs, such as the Belgrade Quarry and Diamond Hill Eclipse Dig.

Giant's Stairs—Harpswell, Maine

Dan Fontaine

Reference: Harpswell Heritage Land Trust's Giant's Stairs and McIntosh Lot Phamplet

One of the joys of growing up in Maine is its proximity to both the ocean and mountains. Its rocky coast is remarkable, especially in contrast to the sandy beaches of the Mid Atlantic.

Last month, I visited my family in Maine and took a number of trips to its spectacular coast. On two separate days we went to the Giant Stairs in Harpswell to try to catch the wave action from Hurricane Jose to the south. We were not disappointed.


Giant Stairs

Named for its interesting geographical history, the Giant's Stairs Preserve follows a trail along the coastline with gorgeous views of eastern Casco Bay, often with crashing waves. The rock formations leading down to the ocean are a geologist's dream, going back 500 million years. Layers of mud formed the original sedimentary rock, along with deposits of minerals that later crystallized into quartz and garnet. Movements in the Earth's crust caused massive buckling and cracking. Hot magma flowed into one large crack and formed a vertical seam of dark basalt rock. Erosion of the basalt during 200-million years led to what now looks like a Giant's Stairs.



GMSVP 1st Place in SFMS Website Competition

Sara Phillips

In 2016, our GMSVP website won 1st place in both the 2016 Eastern Federation of Mineralogical and Lapidary Societies (EFMLS) and American Federation of Mineralogical Societies (AFMS) Website Contests! Our award-winning ways continued in 2017, getting 1st place in the Southeast Federation of Mineralogical Societies (SFMS) website competition and 4th place in the national AFMS website contest.

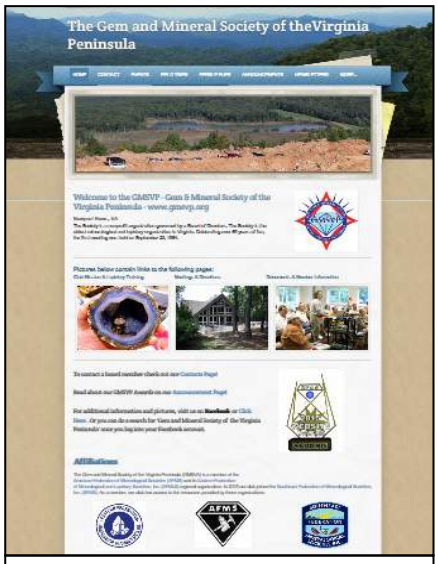

http://www.gmsvp.org/



This is a great national recognition for both our webmaster, Holly Worsham, and our amazing club!!!!

Hope you all thank Holly for her website efforts and congratulate her on our club's website EFMLS, SFMS, and AFMS awards!

You may remember that when Holly Worsham volunteered to be our club's webmaster, the website was not being maintained and in need of a significant upgrade. Holly took this on as a challenge. She initially updated the content and did some general cleanup using the existing (free) web development software that had limited capability. But Holly knew that the website could be even better. With the board's approval, she purchased a more capable web development software to improve the website's navigation, content, and appearance. She also ensured that our club member suggestions and feedback provided during the website competition are integrated into the website.

I couldn't be happier (as you should be) that our website continues to win awards! An award-winning website is a significant factor in the all-important "first impression" of our club and building our membership! The website's statistics are impressive. As an example, during the second week of October, 993 people visited the website, of which 228 were first-time visitors!

As I love to say, our volunteers make our club great!

GMSVP Scout Event

Holly Worsham

Last spring a co-worker of mine, Bryan Mokry, and I were grabbing our usual morning caffeine beverage and started the small talk of 'how was your weekend.' I was overly excited, because I had just finished working the Treasures of the Earth (TOTE) Show, where we had set up the box to check geodes purchased from the club for fluorescence. I was explaining how excited people young and old were, when they saw their geode glow. Bryan asked if I thought it would be possible to set up an event for his scout troop on geodes. Gary Bergtholdt and Walter Priest were eager to take this on being scout leaders themselves. We arranged to have this take place at our club's September picnic.

About 15 scouts from Pack 48 in Hilton Village, Newport News, were there as well as some parents and siblings. All had an outstanding time according to Bryan.

Gary supplied Moroccan geodes for the boys to crack with a hammer. We also let them pick from a box of tumbled stones, so they can get a start on their rock collection. Walter did an awesome job of explaining how geodes are formed to the boys. The Cub Scouts were a wonderful audience. They were enthusiastic participants and responded exceptionally well to Walter's questions as well as asking great questions of their own. There was a display on the picnic tables so that they could see a selection of geodes that come from the USA and from other parts of the globe.

Comments from the scouts included: "My son told me he has a new interest!" and "It was a great time!". One parent mentioned: "He had a great time, but I like my rocks a little more sparkly!" (ha ha).

New GMSVP Members—Welcome New Rockhounds!

Lisa Cumming
Jean Grunwald
Vanessa McCaleb
Sharolyn & Tom Meyers
Janis Michael
Gavin Place

GMSVP has 136 Members!

2018 GMSVP elections and a member survey will be part of the November 2nd GMSVP Meeting.

October TOTE Show

Gary Bergtholdt

A super big thank you for a job well done to all who helped with October Treasures of the Earth (TOTE) Show's truck loading and unloading, booth and saws set up, geode sales and cutting, education, and booth and saws breakdown and cleaning. It couldn't have been done without your dedication to the club's programs. Although geode sales were less, we had many repeat customers from earlier shows. We saw some very different and beautiful geodes. This show, the Druzy Mist and Baby Bravo geodes were the best sellers. It was great to watch the facial expressions and smiles of the customers as they opened their geodes for the first time and as they showed them to us at the sales area. The picture is of a young boy who purchased his first geode and made an excellent choice.

As a special treat, Michael Griffith brought in some fossil oyster shells from his recent dig at the Belgrade Quarry in North Carolina.



Gavin, a scout that was at our September picnic, joined our club with his mom at the October TOTE Show. He didn't lose any time learning to use the Genie and making his first cabachon. He also learned some wire wrapping skills from Barbara Priest.

I would like to give a special thank you to a Tom Meyers. Tom joined our club during the September picnic and wanted to get involved by volunteering to be our new property manager starting in 2018. Tom helped with the equipment cleanup at the picnic and with our booth, geode cutting on the big saws, saws cleanup, and truck loading and offloading at the shed. Tom also took advantage of our saws and Genies by cutting his first geode (for 1/2 price because of his helping at the show) and making his first cabachon!

We need help from more members especially during the truck loading/unloading and setup. The more help that we have, the quicker we can finish! This time it took about three hours from start to finish (including accommodating a new and different booth layout in a different size hall). We start loading the truck at our shed at noon to try to lessen the impact of traffic congestion and rush hour backups on our trip home. If you can't make it at noon, meet us at the convention center around 1:30 PM to unload and set up. We started tear down and clean up at 4 PM on Sunday (show closed at 5 PM), and we finished off loading the truck at the shed just after 7 PM.

Here are some more photos from the show!

The Treasures of the Earth (TOTE) Show replaced the regular September meeting, therefore no regular meeting minutes were prepared. See page 15 For the GMSVP Fall Board Minutes.

The Sphere Maker

Holly Worsham

The Shenandoah Valley Gem and Mineral Society (SVGMS) recently held their 50th Gem, Mineral & Jewelry Show at the Augusta Expo in Fishersville, VA. One of the exhibits was the process of sphere-making by Michael Herrick, a SVGMS member. Michael's demonstration was fascinating.

Michael has been making spheres for many years, starting out by making his own machine. For the last 10 years he has been using a newer model machine and has switched over to all diamond blades and grits for shaping the spheres which has help speed up the process and creates a more uniformed circumference and polished sphere.



There are 3 brackets that hold individual motors which turn a diamond edge cup that works on grinding and polishing the sphere. Two cups rotate in the same direction, while one rotates in the opposite direction that creates a continual spin on the ball. The cups come in multiple sizes depending on the size of the sphere you are creating.

To begin making a sphere you start with a square rock. Michael uses calipers throughout the process to check his gauge. Once you have your square you begin to cut off the points. Michael uses a 24" diamond saw to begin the shaping process.

On display were examples of the different shape-stages that take place to get down to a sphere. For the last two stages Michael switches over to an 8" x 2" - 30 grit grinding wheel to smooth off the remaining points in the rock. Now the rock is ready for the sphere machine.

For polishing the sphere Michael uses a denim material and a diamond polishing compound to give the sphere a nice shine.

There was always a crowd around Michael.

Michael said that if anyone would like more information or has any questions, you can call him at 562-505-6032.

Jewelry Bench Tips

Brad Smith, www.BradSmithJewelry.com

Layout Tools

Dimensions on some features of a design can be fluid while others must be accurate for the design to work. When precision on a piece is important, good layout techniques are essential.

These are the tools that I rely upon to get holes in the right place, to achieve correct angles, and to cut pieces the correct length.

I like crisp sharp lines to follow, so I often coat surfaces with a dark marker and scribe my layout lines onto the metal. A square makes quick work of checking right angles or marking where to cut, and the thin center punch helps me mark a place to drill holes exactly where I want them.

Finally, a good set of dividers is probably my favorite layout tool. They let me quickly mark a strip for cutting, swing an arc, and divide a line or curve into as many equal segments as I need. I keep at least one set of dividers in every toolbox.

Inventory Record

In an ideal world each of us has a complete pictorial record of all pieces of jewelry in our inventory. We use the pics for marketing, and we use the record for insurance. We use it to remember which items have been sent out on consignment, or we use it to mark which items we're taking to a show. And eventually, we note in the record the pieces that have sold.

Unfortunately, we don't always have time to take good pictures of each piece for a detailed inventory. In situations like this I've been able to make a quick group shot with the help of a smart phone, a camera, a scanner, or a color copier. The quality is more than sufficient to accurately identify the pieces.

See all Brad's jewelry books at: www.Amazon.com/author/BradfordSmith.

GMSVP Fall Picnic

Dan Fontaine

We had a great day for our club's Fall Picnic on September 9th. The picnics provide our members an opportunity to socialize with other members and use the club equipment.

Only about 20 members attended the picnic, which was a bit disappointing. There was a lot of food left over, and the equipment had little use. As shared in Holly Worsham's article on page 5, 15 scouts from Pack 48 in Hilton Village, Newport News, were there as well as some parents and siblings. They all had an outstanding time.

A survey about will be done at the November 2nd club meeting to determine interest for 2018 club picnics.

Willis Mountain Kyanite Field Trip

Gary Bergtholdt

This combined mineral collecting field trip was co-hosted by the Lynchburg and Roanoke mineral clubs on September 23rd at the Kyanite Mining Corporation in Dillwyn, VA. They open their facility once each year to 150 collectors (who must pre-register) from clubs in VA and other nearby states.

We couldn't have picked a better day for the event! It was dry with a slight breeze and comfortable temperatures. People gathered beginning around 8 AM at the mining headquarters. There were four members from GMSVP, and we enjoyed meeting people from the other VA clubs. I saw many that I'd met before at Eastern Federation's Wildacres Lapidary Workshops or at other collecting activities, rock swaps, or shows. This was my first trip, and I got some tips from those who had been to previous collections. It was fun to meet new people with similar interests.

After everyone had signed in, the guides conducted a safety briefing and offered a tour of their quality control lab/facility. I went on the lab tour and was amazed at the processes used to ensure the quality and content of their kyanite product, which is used in the making of high temperature furnace fire bricks. Much of their product is shipped overseas in its processed form of particles about the size of fine sand.

Most people loaded into vehicles and drove up to the top of the mountain to begin collecting.

After the tour we joined them. The road up was a dirt road that ran past their milling operation and centrifugal separator. There were several places from the road with a beautiful views of the countryside for miles around (it was clear and with a little haze). Most collectors parked on the first level spot near the top of the mountain. It was a great collecting place that had recently been blasted and leveled. There were danger areas marked off, and people actively search for kyanite. Some continued higher up the mountain (about 40 feet higher elevation) and parked along the road. The view was fantastic every direction you looked.



I began looking and found several small pieces. After about a half hour, I decided to go further towards the top, found a place to park, and began walking along the side of the road. I found a large boulder that looked interesting and managed to move it a little. One of the guides had been watching me and said he too thought it looked promising. He helped me move it towards the road and we discussed where to begin breaking it apart. I began with my rock hammer and a small hand sledge and a piece broke off after about 15 minutes of work. Several people near me came over to watch and were impressed with my find. I worked for about a half hour and people started offering to help this old man. We broke off several smaller pieces and five big ones. People helped me with splitting the rock and getting the pieces to my car. Everyone who helped got a piece of the rock.



The guide who helped said this was the best piece he had seen come off the mountain in a very long time. I was tired and sore from hard rock mining. After resting for a half hour, I left and headed for home. I have to admit that this was beginners luck. I hope next year will be as kind to me.

Pemaquid Point, Bristol, Maine

Dan Fontaine

Reference: Excerpts from The Lincoln County News

One of the many beautiful spots along the Maine seacoast is Pemaquid Point in Bristol and its operational lighthouse.

The rocks along Pemaquid Point fall into three categories: granite, gneiss, and tilted layers. Granite is found near the lighthouse and is a grayish igneous rock formed by volcanic activity and contains quartz, feldspar, and mica.

Gneiss (means that the original structure was changed by pressure or heat) is found on both sides of the granite. The tilted layers could have once been sedimentary rocks before mountain moving movements compressed and squeezed them into their present shapes.

The lighthouse was built in 1827 for $2,800 and rebuilt in 1835 and 1857. It has a diameter of 18 feet at its base and 10 feet at the top. The walls are 3-1/2 feet thick. At 5-inch thick by 11-1/2 foot slab of soapstone rests on top of the tower to house the glassed-in section that houses the light. The original light was comprised of ten lamps lit by sperm whale oil and had ten 16-ince reflectors. Today, the lighthouse stands 30-feet above ground level, with its lantern 48-feet above the ground (79 feet above sea level). Its light flashes every 6 seconds and can be seen 14-miles out at sea. Pemaquid Point rocky coast and harsh weather have sent many sailing ships trying to traverse between the sharp rocks of Muscongus Bay and Jones Bay to the bottom of the Atlantic.





Safety Matters—Kids Safety

Ellery Borow, AFMS Safety Chair

Kid safety? Isn't kid safety the same as adult safety? Well, yes it is, more or less, and that is the crux of the matter — the "less" part that is. Kids are generally less — less experienced in matters of safety, less tall, less heavy, have smaller hands and overall, have smaller proportions than adults.

There are thus, some safety considerations when it comes to kid safety. Namely:

1. Some safety goggles are made of hard plastic or rubber. They do not easily conform to the smaller faces on kids. Solution: try using softer vinyl framed goggles which are flexible enough to properly fit kid faces. Goggles with elastic head bands can easily be adjusted to fit kids. If one is using safety glasses with side shields make sure the temples are sized to fit kids. One would find it uncomfortable to have safety glasses keep sliding down the nose every time one looked downward - and let's face it, looking downward is a large part of rock, mineral, and fossil collecting.

2. Heavy duty work gloves in either large, or sometimes medium, size are easily found in most stores. Heavy duty kid work gloves are not so easily found. Solution: try looking for ladies small-size heavy duty gloves. Sometimes the more well stocked suppliers will have smaller, heavy duty gloves.

3. Hard hats for kids? Sometimes I have seen the play hard hats, but never have I seen down-scale hard hats that meet all the various ANSI or OSHA specifications. Solution: check out the adjustability of the head band and suspension system. Some are more adjustable than others. Seek one that can be adjusted to fit smaller heads. The benefit is that a good hard hat can be adjusted to fit as the child grows.

4. Steel toe work shoes in smaller sizes? There again, in some specialty work clothes establishments one can find safety toe work boots that fit smaller lady-size feet. The problem there is often finding the correct width, but with a little luck one might be successful in finding a safety shoe that fits. As fast as kids grow, it will be quite a trick to keep kids in proper safety footwear. The best one can mostly hope for is just providing good sturdy work boots. Oh, there are steel and safety toe sneakers, so there may be some suitable offerings there as well.

5. Kid appropriate tools? Sure, kids love to hammer on things. Can one find kid appropriate rock collecting tools? Solution: I have found none specifically made for kids, but what I have seen are what I call "travel tools", tools that are smaller -- less heavy rock picks, crack hammers, and chisels. Why does a kid need smaller tools? Well, smaller tools are more easily controlled in kid's smaller, less strong, and less coordinated hands. Mind that any use of tools should be suitably adult supervised. Along with tool use safety and first-aid kits should have kid-sized bandages packed in with all the adult-size bandages.

We like protecting our kids from harm. Large, dangerous working mines, quarries, pits, and other hazardous commercial operations often limit kid entry. Insurance and liability requirements in operating facilities often dictate that no one under 18 is permitted on site. Thus, kid specific safety gear is often not needed, because kids are often not permitted inside. Common sense should reign in other collecting sites.

In general, safety requirements are similar for kids and adults – keeping hydrated, minding site specific rules and regulations, wearing safety goggles, and so on. The trick with kid safety, the one thing that makes it easier for adults is this one simple guideline: kids use adults as role models. If kids see their parents wearing goggles, they will want to as well, because it's the adult thing to do. If kids see their parents using gloves, kids will want to as well. Kids learn from us, so if we adults set a good example, our work in keeping kids safe is made much easier. The bonus with that approach is that we say safe too (for our kids sake).

Please be safe out there, whether you are a kid, an adult or a kid-like adult!

Field Trip—Miocene and Pliocene Fossil Collection along the James River (near Surry, VA)

Please let Mary Hood (mhood4@msn.com), if you would like to attend this field trip .

The Mountain Area Gem and Mineral Association (M.A.G.M.A.) has invited GMSVP to participate in another field trip at the Pipsico Boy Scout Camp Reservation near Surry, VA. Collecting will only be allowed on Saturday, October 28th.

Date: Saturday, October 28th

Time: 9 AM until dark (Note: Low tide is 1 PM.)

Location: Pipsico Boy Scout Camp Reservation, 57 Pipsico Road, Spring Grove, Virginia

Guidance within Boy Scout Camp: When you get to the camp, bear right of the building in front of the camp. From there, you will go through a gate and make a left turn at the sign for the Camp Lions. After you go over a bridge, park your car at a parking lot on the right. Follow the signs to the beach, where you will sign a release and pay the collection fee.

Campers may arrive on Friday night, October 27th. There are cabinettes available with electricity but no running water. Three cabins are available with full facilities. Tent camping is also allowed. Tents may be set up in campsite 4. There are latrine facilities and water on the site. Showers may be available at the pool area. All overnight campers must exit the camp by 9 AM, Monday, October 30th.

Details: Rockhounds will experience easy collecting along nearly a 1-mile long riverbank and shoreline of molluscan fossils of Miocene and Pliocene epochs, shark teeth, whale bones, corals, and more.

Sunblock and bug spray are highly recommended, as well as bottles of water and snacks. Please bring your own bags and tools for collecting.

Collecting Rules: All previous collecting rules still apply.

- Everyone must sign a liability release form upon arrival.
- Alcoholic beverages are prohibited on the property.
- Parking in designated areas only. No parking of vehicles in the campsites. You must park in the parking area after unloading gear.
- No climbing steep bank areas.
- Hand tools only.
- Swimming is prohibited in the river.
- No pets.

Fees:

- $5.00 per person to collect or tent camp
- Cabin Rental: $75
- Cabinette Rental: $20

Information on Mountain Area Gem and Mineral Association (M.A.G.M.A.): http://www.wncrocks.com/magma/magma%20join%20club.htm

The 26th Annual Richmond Gem & Mineral Society Rock Sale and Swap

Saturday, November 18, 2017

9:00 a.m. - 3:00 p.m.

The Rock Sale/Swap is indoors (overflow will be in the parking lot), so come rain or shine! Open to children and adults (from novice to expert) to purchase or trade (swap) mineral, gem, fossil, shell, and lapidary specimens.

Ridge Baptist Church Meeting Hall
1515 East Ridge Road, Richmond, VA 23229

- Doors open at **7:00** a.m. for inside setup. Inside table fees are $20.00 per table (regardless of 6'or 8' table size) and are limited (44 total tables). RGMS will provide all interior tables which are a mix of 6' and 8'.
- Parking lot spaces are $20 for approximately 6 spaces and you must provide your own tables.
- Everyone please bring your own table coverings.

To register for a table(s) or exterior space, please download the registration form and mail (with fee) to the address listed on the form. We suggest a **2** table limit. Table reservations are based on "first received, first assigned".

ALL PARTICIPANTS - PLEASE LABEL YOUR MATERIAL Please have at least one flat of good material specifically labeled for children and novice collectors for swap (trade) or give away. Promote the hobby!

To defray sale/swap costs, RGMA asks that each seller/swapper provide a least one nice specimen or similar item for our annual auction. Please no junk !

Food and beverages are available at near-by restaurants. Restroom facilities are available in the building.

FOR MORE INFORMATION CONTACT: Andy Dietz (**dietziv@yahoo.com**) or
Bob Simon (**dino_safaris@yahoo.com**).

DIRECTIONS: Since 1998 the swap has been at this location in Henrico County near Regency Square Mall and Douglas S. Freeman High School.

North or South of Richmond, Virginia:

Use I-95 to Exit 79 to I-64 West (North of Richmond City).
Leave I-64 at Exit 181A (South) on Parham Road.
Proceed south on Parham Road for about 1.5 miles and TURN LEFT ONTO EAST RIDGE ROAD. (A right turn at this intersection takes you onto Quioccasin Road to Regency Square Mall).
The Ridge Baptist Church and Meeting Hall are 400 feet on the right, across from Kroger's Grocery.
MEETING HALL IS THE WHITE BUILDING at the rear of the parking lot.
There is ample parking in front of the Meeting Hall. Swap signs will mark both entrances.

East or West of Richmond, Virginia

Use I-64 to Exit 181A
(South) and follow the directions above.

NEW GMU LOCATION FOR 2017!!

26th Annual GEM, MINERAL AND FOSSIL SHOW

Presented by The Northern Virginia Club, Inc. www.novamineralclub.org
Sponsored by the Dept. of Atmospheric, Oceanic and Earth Sciences at GMU

Date: November 18 & 19, 2017

Place: Dewberry Hall, Johnson Center
George Mason University Campus
Braddock Rd. & Route 123, Fairfax, VA

Hours: Saturday 10 am - 6 pm, Sunday 10 am - 4 pm

Admission: Adults: $6, Seniors: $4, Teens (13-17): $3
Children 12 & under & Scouts in uniform are FREE
GMU Students w/valid ID are FREE

$1 OFF
Adult admission with this card (applies to all adults + seniors in your group)

Demonstrations, Exhibits, Kids Activities, and Door Prizes.
Mini-mines for children to dig in and get free fossils and minerals.
Over 20 Dealers with Fossils, Minerals, Crystals and Gems for sale.

Use Parking lot A, enter Lot A from Nottoway River Lane.
Look for our Courtesy Shuttle & Designated Walking Path to Mineral Show

If you have not already done so , please pay your 2018 GMSVP membership dues at the November 2nd meeting. Our 2018 club insurance is based on our number of members.

Find us on Facebook

www.gmsvp.org

TREASURES OF THE EARTH

2018 Show Dates

Looks like there will be three (versus four) shows next year: Spring (TBD), July 20 - 22, and October 12 - 14

GMSVP Meeting

Thursday, November 2nd, 7 PM
Sandy Bottom Nature Park's Nature Center
Hampton, VA

Gem Tree Workshop

Gary Bergtholdt is holding 2-3 hour gem tree workshops at his home.
If interested, contact Gary at: gbergtholdt@gmail.com.

Minutes for the GMSVP Board Meeting of October 2, 2017

David Scharff

Sarah Phillips called the GMSVP Board Meeting to order at 7 PM.

Old Business

- **Scholarships:** Sara will prepare a ballot on scholarship options for GMSVP members to vote on at the November 2nd meeting .

New Business

- **Executive Committee**
  - **President (need volunteer):** The nominating committee is preparing a ballot. The board positions of President and 1st VP for Membership are open.
  - **1st VP/Membership (need volunteer):** Walter Priest said he would volunteer for Membership.
  - **2nd VP/Programs and Facebook**
    - The May picnics for the last two years were cancelled due to rain; and there was very low attendance at this Fall's picnic, approximately 20 people. Equipment was barely used, and much of the food was left over. Members will be surveyed at the November meeting as to if there should be one or two picnics next year? Note: Currently, GMSVP has two picnics, i.e., May & October.
    - Have not yet locked down the program for the November meeting.
  - **Secretary:** No report.
  - **Treasurer:** Checking on prices for new Genie wheels and mineral oil. Purchase price for the la Choyas has gone up; recommended keeping the geode prices the same for this year.
- **Standing Committees**
  - **Field Trips:** Some members who have left indicated that we did not have enough field trips. At the last field trip to Willis Mountain, ten signed up but only 3-4 people participated. There was a suggestion to rent busses or vans to visit far away field trip sites. Discussion was that busses were too expensive, and vans are more reasonable. A survey will be prepared for the November meeting on if members would like to rent a 12 passenger van for select field trips. Discussed what field trips we could organize in 2018, and are checking with other clubs and organizations that are open to sharing field trips. Mary Hood indicated to Sara Phillips that she would stay on as our club's Field Trip Coordinator.
  - **Pebble Pups:** Need volunteers to help with meetings.
  - **Hospitality:** If another volunteer does not step forward, Vinton Feanny said that she would be willing to volunteer as Hospitality Committee Chair for next year. However, hospitality would be trimmed back to snacks. It will be discussed at the November meeting.
  - **TOTE Shows:** VACANT (need 2 to 3 volunteers). Next show is October 6th to 8th in Virginia Beach. There is no membership meeting in October due to the TOTE Show.
  - Newsletter: Our newsletter won 2nd place nationally.
- **Webmaster:** Our Web page received 4th place nationally. We continue to have increasing number of hits on our website. Reported that the Cub Scouts enjoyed the program at the picnic.
- **Property:** Tom Meyers has volunteered to be our Property Manager starting in January 2018.
- **Library: VACANT** (need 2 to 3 volunteers). Discussed the problem of knowing what books are available in our club library and making a list of our books that could be posted online. Another suggestion was to get permission to build a cabinet to store our library books at the Sandy Bottom meeting room. Lastly, it was suggested that we might be able to identify an online library or organization that we could purchase access for our club members.
- **Faceting:** No update.
- **Silversmithing – VACANT.** Sara has equipment at her work office and will give it to Howard Steele in Mid-October
- **Mineralogy:** No update.

Sara closed the business meeting at 8:05 PM. Fun quote of the night by Walter Priest: "I heard you, but I wasn't listening."

Minutes prepared by David Scharff on October 6, 2017; / original signed /

Visit a Show

Source: EFMLS News Volume 64, Number 10, October 2017 & SFMS Lodestar October 2017

November 10-12: The 28th annual Magnolia State Gem, Mineral, Fossil and Jewelry Show by the Mississippi Gulf Coast Gem & Mineral Society. Jackson County Fairground Civic Center, 2902 Shortcut Rd. Pascagoula, MS 39567. Contacts: Bill La Rue at 228-229-8781, wildbill2736@gmail.com; Barbi Beatty at 228-238-9900, mgcgms@bellsouth.net, and website: www.mgcgms.org.

November 10-12, The 5th annual Gem, Mineral and Jewelry show at the Appalachian Fairgrounds, Building No. 1, located at 100 Lakeview Street, Gray, TN. Contacts: Robert Morgan at 423-956-9486, Rowan Morgan at 276-796-4584, or morganjewellry@msn.com.

November 11-12: Fall New York City Gem & Mineral Show hosted by the New York Mineralogical Club. Watson Hotel (formerly Holiday Inn at 57th St), 440 West 57th St; New York, NY. Contact: Tony Nikischer: www.excaliburmineral.com

November 17-19: 2017 50th Annual Gem, Mineral, & Jewelry Show by the Columbia, SC Gem & Mineral Society. Jamil Temple 206 Jamil Rd., Columbia, SC 29210. Contacts: Sue Shrader at 803-736-9317, ashrader@mindspring.com or Sharon Sterrett at 803- 356-1472, ssterrett@sc.rr.com., www.cgams.org.

November 17-19: 32nd Annual Gem and Mineral Show by the Cobb County Gem & Mineral Society (CCGMS). Cobb County Civic Center at 548 South Marietta Parkway SE, Marietta, GA 30060. Contact info: http://www.cobbcountymineral.org/, Facebook: https://www.facebook.com/cobbcountymineral/.

November 18-19: 51st Annual Gem, Mineral, Jewelry, Bead & Fossil Show sponsored by the Gem & Mineral Society of the Palm Beaches. So. Florida Fairgrounds Expo Center East, 9067 Southern Blvd; West Palm Beach FL. Info: Walt Triche, 561-628-1031 or wtriche@gmail.com

November 18-19: 26th Annual Gem, Mineral & Fossil Show sponsored by the Northern Virginia Mineral Club. NEW LOCATION: George Mason University Dewberry Hall, Johnson Center, Braddock Rd & Rte 123; Fairfax, VA. Contact: www.novamineralclub.org

November 18 – 19: 42nd Annual Jewelry, Gem, Fossil & Mineral Show sponsored by the Worcester Mineral Club. Worcester Mass. National Guard Armory, 701 Lincoln St; Worcester, Mass. Info: Dave at: <thestonemanswife@gmail.com>

November 18-19: 51st Annual Gem, Mineral, Jewelry, Bead and Fossil Show by the Gem & Mineral Society of the Palm Beaches. South Florida Fairgrounds Expo Center East, 9067 Southern Blvd., West Palm Beach Florida 33411. Show Chairman: Walt Triche at 561-585-2080, email: wtriche@gmail.com; website: http://www.gemandmineralsociety.org.

November 25-26: Rock and Mineral Weekend sponsored by the Morris Museum Mineralogical Society. Morris Museum, 6 Normany Heights Rd; Morristown, NJ. Info: kfrancis@morrismuseum.org

December 1-3: 43 Annual Gem, Mineral, Fossil, & Jewelry Show. Veterans Memorial Park, 14333 Hicks Rd., Hudson FL 34669. Contacts: Judith Birx at 352-587-1702 or http://www.withlacoocheerockhounds.com/.

February 17-18: Treasure Coast Rock and Gem Show by the Treasure Coast Rock and Gem Society. Vero Beach at the Community Center, 14th Avenue & 23rd Street Downtown, Vero Beach, FL. Contacts: http://www.treasurecoastrgs@gmail.org; Vina Proper at 772-519-0533; or Ann Metz at 772-231-0218

February 24-25: 59th Gem, Mineral, Fossil and Jewelry Show by the Mississippi Gem and Mineral Society. Mississippi Trade Mart on the State Fairgrounds in Jackson, Mississippi. MGMS website: www.missgems.org.

AFMS CODE OF ETHICS

I will respect both private and public property and will do no collecting on privately owned land without the owner's permission.

I will keep informed on all laws, regulations of rules governing collecting on public lands and will observe them.

I will to the best of my ability, ascertain the boundary lines of property on which I plan to collect.

I will use no firearms or blasting material in collecting areas.

I will cause no willful damage to property of any kind - fences, signs, buildings.

I will leave all gates as found.

I will build fires in designated or safe places only and will be certain they are completely extinguished before leaving the area.

I will discard no burning material - matches, cigarettes, etc.

I will fill all excavation holes which may be dangerous to livestock.

I will not contaminate wells, creeks or other water supply.

I will cause no willful damage to collecting material and will take home only what I can reasonably use.

I will practice conservation and undertake to utilize fully and well the materials I have collected and will recycle my surplus for the pleasure and benefit of others.

I will support the rockhound project H.E.L.P. (Help Eliminate Litter Please) and will leave all collecting areas devoid of litter, regardless of how found.

I will cooperate with field trip leaders and those in designated authority in all collecting areas.

I will report to my club or Federation officers, Bureau of Land management or other authorities, any deposit of petrified wood or other materials on public lands which should be protected for the enjoyment of future generations for public educational and scientific purposes.

I will appreciate and protect our heritage of natural resources.

I will observe the "Golden Rule", will use "Good Outdoor Manners" and will at all times conduct myself in a manner which will add to the stature and Public "image" of rockhounds everywhere.