



# THE VIRGINIA PEN

GEM AND MINERAL SOCIETY OF THE VIRGINIA PENINSULA



March 2018

## President's Corner

Vinton Feanny

### Special Points of Interest:

- GMSVP Member Meeting/ Auction, Apr 5, 7 PM
- AFMS/EFMLS Convention, Raleigh, NC, Apr 5-9
- Pipsico Fossil Field Trip, Apr 7
- Earthen Paradise Field Trip, May 5
- GMSVP Picnic, May 12



Welcome all new members! The club has started 2018 with the excellent sale of geodes at the March Treasures of the Earth (TOTE) Show. It was a non-stop sales event. Our saws were busy every minute on Saturday and Sunday. The line to get geodes was always 5-6 people deep. Great job everybody! Our new volunteers at the TOTE show jumped right in and did a bang up job of it. Jean Grunwald took to the 14" saw like a duck to water. Lisa Cumming was a champion in assisting the sales crew with selling geodes. Our next TOTE show will be in July, and we are always seeking additional volunteers. Please consider volunteering.

An auction will be held at our GMSVP meeting on April 5<sup>th</sup> and will begin promptly at 7 PM and concludes by 8:30 PM. [Auction items are loaded to our GMSVP Facebook page](#); Dan Fontaine will send out the link to our members. All auction items will be displayed on a side table. Choose the ones you wish to bid on and place them on the designated front tables. This auction is a CASH or CHECK only auction. No credit cards will be accepted. Brigitta Haggins will let you know about our plans for hospitality goodies. There will be no business meeting at this event.

Our next field trip will be to the Boys Scout Pipsico Reservation near Suffolk, Va. This trip will be on April 7<sup>th</sup> beginning at 9 AM with a cost of \$5 per person. Once at the site, members will be required to sign a liability waiver. Our host, MAGMA will be on site.

(Cont'd on next page)

### In This Issue

President's Corner	1 & 2
Mar Meeting & Apr Pebble Pups Programs Chapter Contact Info	2
Apr Meeting/Auction	3
May Picnic Newsletter Useful?	4
March TOTE Show Aurora Fossil Festival	5
May EFMLS Wildacres AFMS/EFMLS Convention	6
Jewelry Bench Tips	7 & 8
Turgite Welcome New Members	8
Safety Matters	9
April Fossil Field Trip	10
May Earthen Paradise Field Trip	11
Aurora Fossil Festival Area Gem and Mineral Shows	12
GMSVP Mar Meeting Minutes Meeting & TOTE Show Info	13
AFMS Code of Ethics	14

**GMSVP Purpose:** The purpose of the GMSVP is to: facilitate the exchange of information and general cooperation among its members by promoting the study of lapidary techniques, mineralogy, paleontology, and allied fields of Earth sciences; provide the community with a knowledge of the hobby through lectures, demonstrations, and exhibitions; and enjoy good fellowship.

**Visitors Welcome:** The GMSVP welcomes any visitor with an interest in geology, mineralogy and the lapidary arts. Whether you are a hobbyist, artist, collector or interested in Earth Science, the club has something for everyone.

**Dues:** Individual \$15, Couple \$20, and Family \$25. Dues information is under: [Documents and Membership Information on the GMSVP Website Homepage](#).

**Meeting Location:** Our meetings are held at [Sandy Bottom Nature Park](#) in Hampton, VA. Check the GMSVP website [Events](#) page for actual dates and times. The upcoming meeting information is in the Special Points of Interest area on the left of this page.



## GMSVP

P. O. Box 6424  
Newport News, VA 23602

Web: <http://www.gmsvp.org>

Facebook: [www.facebook.com/pages/The-Gem-and-Mineral-Society-of-the-Virginia-Peninsula-GMSVP/275041405841489](http://www.facebook.com/pages/The-Gem-and-Mineral-Society-of-the-Virginia-Peninsula-GMSVP/275041405841489)

## Officers

**President:** Vinton Feanny,  
FeannyVin@gmail.com

**1st VP Membership:** Walter Priest,  
wetlanddesign@gmail.com

**2nd VP Programs:** Michael Griffith,  
MGriff8645@aol.com

**Secretary:** Dave Scharff,  
chap\_dad@yahoo.com

**Treasurer:** Gary Bergtholdt,  
gbergtholdt@gmail.com

## Committee Chairs

**Field Trips:** Lisa Cumming,  
lcumming1223@gmail.com

**Hospitality:** Brigitta Haggins,  
hagginsbri@gmail.com

**Pebble Pups:** Co-Chair #1

**Vacant;** Co-Chair #2 Christine Hempley,  
offalstuff@gmail.com

**Shows:** **Vacant**

**Newsletter:** Dan Fontaine,  
maineguy@cox.net

**Property:** Tom Meyers,  
ddmanwoutFear@yahoo.com

**Librarian/Historian:** **Vacant**

**Faceting:** Chuck Rogers,  
car3rd@verizon.net

**Silversmithing:** **Vacant**

**Publicity:** Michael Griffith,  
mgriff8645@aol.com

**Mineralogy:** Walter Priest,  
wetlanddesign@gmail.com

**Webmaster:** Holly Worsham,  
gmsvp.web@gmail.com

## President's Corner (Cont'd)

Vinton Feanny

(Cont'd from prior page.) Tentatively, we are planning a lapidary workshop instead of our regular meeting on May 3<sup>rd</sup>; stay tuned for additional information. A couple of our more experienced club members will be providing some training on how to properly grind and shape cabochons. Once we have enough members interested and taking part, we will finalize the matter.

The club's spring picnic is on May 12<sup>th</sup>. This picnic will be held at the pavilion closest to the clubhouse. Please plan on bringing your favorite picnic food. The club will provide hamburgers, bratwurst, and hot dogs with buns. Condiments will be provided. Please communicate with Brigitta as to what you will be bringing so that we can avoid duplications. The large 14" saw will be available for slabbing. Additionally, we will be putting out 2 Genies for the members' use.

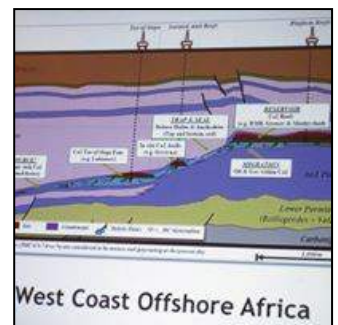
As mentioned at the February meeting, Lisa Cumming is working on several field trips for our club. Please see her article in the newsletter for information.

All in all, our members are working together to make this club a continued success. Any club member who has been working on any special project and would like to share with the club at a future meeting, please let me know. Lisa and Jean made acrylic pens using a lathe machine. They are willing to bring the portable lathe to the club and show us just how these pens are made. We will schedule them for a summer meeting.

Once again, thanks for all that you do as members to make this club great.

## Gas and Oil Exploration Off the Virginia Coast Dan Fontaine

Bob Simon from the Richmond Gem and Mineral Society provided an intriguing program at our March meeting on the geology, politics, and environmental concerns for gas and oil exploration off the Virginia coast.



**GMSVP's "The Virginia Pen":** Non-commercial reprint permission is granted to non-profit organizations, unless otherwise noted.

**FAIR USE NOTICE.** This publication may contain copyrighted material the use of which has not been specifically authorized by the copyright owner. We are making such material available in our efforts to advance the educational understanding of the amateur jewelry fabrication and rock collecting hobbies. We believe this constitutes a 'fair use' of any such copyrighted material as provided for in section 107 of the U.S. Copyright Law. If you wish to use material from this publication for commercial or purposes of your own that go beyond 'fair use', you must obtain permission from the copyright owner.

It's that time of year again! Time for the club to clear out some of the shed and divest ourselves of some of the rock collections that we've bought over the past year. Yes, the GMSVP auction will feature rocks, gems, specimens, and slabs. There will be no lapidary equipment in this auction. Items included in the auction can be viewed by accessing this link on Facebook: [2018 GMSVP Auction Items](#). A few samples are shown below.

Since we are short on time for the auction, I recommend the following:

1. Arrive early and get registered for the auction. This includes getting your bidding number.
2. We will have tables set up with approximately 100 items (Lots.) If you see a lot that you would like to bid on, take it off the that table and place it on the tables next to the podium. We will have approximately 60 spaces for items going to auction. Most lots, if not all, will have a minimum bid on them. This is the price at which the bidding will start.
3. Bid in whole dollar amounts. The bidding will go on until it is obvious who the winning bidder is; then there will be a call of "GOING ONCE, GOING TWICE, SOLD!" The highest bidder before 'SOLD' wins the auction. The item will be logged, and the total price will be noted in the buyer's paperwork. Bid early and often! The lot will be delivered to the winning bidder after the bidding is over. I hope to have photos of all the lots to be projected on the screen so that everyone can get a good look at the items, but if you still would like to get a close up look at an item, a runner can bring the item over to you.
4. If you are finished, you can check out with the tally-person. We will accept only Cash and Check payments. Please have your checks payable to GMSVP; we appreciate anything that you can do to make the process go faster.
5. There will be a few items in the auction that are for Pebble Pups only to bid on.



The picnic will be at Sandy Bottom Nature Park's Lakeside Shelter (next to the nature center) on May 12th from 10 AM to 4 PM.

**Note: Although there is no regular club meeting for May, a lapidary workshop may take place. Stay tuned for an update.**

**VOLUNTEERS NEEDED: CONTACT GARY BERGTHOLDT**  
(gbergtholdt@gmail.com).

- We need a volunteer to be the Grill Master to cook the hamburgers and hotdogs.
- Volunteers should meet at the club's shed at 9 AM to help with equipment loading and setup at the picnic shelter. The equipment should be ready for members to use around 10 AM, after we have conducted a safety inspection. Equipment cleanup begins at 3 PM, and members are needed to help load and return the equipment to the shed.

If we have a volunteer to cook, lunch should be from 11:30 AM until about 2 PM, with the club providing hamburgers, hot dogs, buns, condiments, and drinks. Members are requested to bring desserts, sides, and salads to share. Please mark your dishes and serving utensils to ensure we can return them to the right members or guests.



*If you are using a piece of equipment and others are waiting, please limit your use to 30 minutes, then share. Also please clean after you are done using a piece of equipment.*

The picnic is a great opportunity to get to know other members, learn to use the club's equipment, share our knowledge, and have fun!



## Is Our GMSVP Newsletter Useful?


Dan Fontaine

Do you find our club's newsletter useful? Hope so. Please let me know any thoughts that you may have.

Putting together and distributing our monthly newsletter is no small task. While I develop some original articles, my job as editor is largely to obtain, compile, and format articles and photos that I get from our board and members, information from the national and regional federations, and other club newsletters. Content typically includes: President's article; board and committee contact information; meeting programs; field trips; club activities such as picnics, auctions, and Treasures of the Earth Shows; lapidary training opportunities; safety awareness; minerals; and regional gem and mineral shows.

I exchange our newsletter with some of other rock club editors. We regularly share articles. A number of clubs have been impressed with how our GMSVP newsletters regularly include articles from our members on field trips, rock shop visits, and lapidary skills. The articles hopefully are useful to both our members and members of some other clubs.

I truly believe that we have a great club. Thanks for all your support!



### THE VIRGINIA PEN

GEM AND MINERAL SOCIETY OF THE VIRGINIA PENINSULA

---

**President's Corner**

*Our February club meeting was a great success. The presentation by Greg Hagan and Nigel Carleton on the Greg (Tennessee) Fossil Site and Museum was extremely interesting and informative. I am sure many of us would very much like to head to Tennessee to see these marvelous fossils and perhaps dig for a day or two. Information on this site is now on the Club's website. [Click!](#)*

*I would like to take a moment to thank all our members who constantly step up to volunteer for our various activities. Without volunteers, the club would not work. Thanks to our Property Manager, Tom Meyers, for volunteering to drive the truck for the March TOTF show. Tom is awaiting the birth of his newborn in April, but still has the desire to assist the club in additional duties. Thanks Tom.*

*Lisa Cumming along with Jean Ormawald have also volunteered to assist us at the upcoming TOTF show on Saturday and also on Sunday afternoon. Thank you, ladies! The TOTF show runs from March 6th - 11th. The transfer of goods and items to support our booth occurs the day before on Thursday, March 6th. The packing of the truck takes place at Sandy Bottom Nature Park at our storage shed (see pg 2 for directions). We usually begin packing the truck at around Noon and unloading the truck at the Virginia Beach Convention Center at around 1:30 PM. We then proceed to set up our booth and sales for the opening of the TOTF show on Friday. We need more volunteers for both the Thursday truck packing and booth setup. (Cont'd on next page)*

**GMSVP Purpose:** The purpose of the GMSVP is to: facilitate the exchange of information and general cooperation among its members by promoting the study of lapidary techniques, mineralogy, paleontology, and allied fields of Earth sciences; provide the community with a knowledge of the hobby through lectures, demonstrations, and exhibitions; and enjoy good fellowship.

**Visitors Welcome:** The GMSVP welcomes any visitor with an interest in geology, mineralogy and the lapidary arts. Whether you are a hobbyist, artist, collector or interested in Earth Science, the club has something for everyone.

**Dues:** Individual \$15, Couple \$20, and Family \$25. Dues information is under: [Constitution and Membership Information on the GMSVP Website Home Page](#).

**Meeting Location:** Our meetings are held at [Sandy Bottom Nature Park](#) in Hampton, VA. Check the GMSVP website [page 2](#) for annual rates and times. The upcoming meeting information is in the "Special Points of Interest" area on the left of this page.

**Special Points of Interest:**

- GMSVP Member Meeting: Mar 7 7 PM
- TOTF Show: Mar 11
- Popcorn Feast: Mar 11
- APR 7
- ANNEAPOLIS Convention: Raleigh, NC: Mar 14-16 (GMSVPCLUB/ANNEAPOLIS)

**In This Issue:**

- President's Corner: 1-3
- Member Page: 4
- February Meeting & Business: 5
- Programs: 6
- Clubber Contact Info: 7
- March TOTF Show: 8

**Help Paid By:**


- Contributor: 9
- Topic: 10
- Topic: 11
- Topic: 12
- Topic: 13
- Topic: 14
- Topic: 15
- Topic: 16
- Topic: 17
- Topic: 18
- Topic: 19
- Topic: 20
- Topic: 21
- Topic: 22
- Topic: 23
- Topic: 24
- Topic: 25
- Topic: 26
- Topic: 27
- Topic: 28
- Topic: 29
- Topic: 30
- Topic: 31
- Topic: 32
- Topic: 33
- Topic: 34
- Topic: 35
- Topic: 36
- Topic: 37
- Topic: 38
- Topic: 39
- Topic: 40
- Topic: 41
- Topic: 42
- Topic: 43
- Topic: 44
- Topic: 45
- Topic: 46
- Topic: 47
- Topic: 48
- Topic: 49
- Topic: 50
- Topic: 51
- Topic: 52
- Topic: 53
- Topic: 54
- Topic: 55
- Topic: 56
- Topic: 57
- Topic: 58
- Topic: 59
- Topic: 60
- Topic: 61
- Topic: 62
- Topic: 63
- Topic: 64
- Topic: 65
- Topic: 66
- Topic: 67
- Topic: 68
- Topic: 69
- Topic: 70
- Topic: 71
- Topic: 72
- Topic: 73
- Topic: 74
- Topic: 75
- Topic: 76
- Topic: 77
- Topic: 78
- Topic: 79
- Topic: 80
- Topic: 81
- Topic: 82
- Topic: 83
- Topic: 84
- Topic: 85
- Topic: 86
- Topic: 87
- Topic: 88
- Topic: 89
- Topic: 90
- Topic: 91
- Topic: 92
- Topic: 93
- Topic: 94
- Topic: 95
- Topic: 96
- Topic: 97
- Topic: 98
- Topic: 99
- Topic: 100

GMSVP P. O. Box 6424 Newport News, VA 23602 Web: [www.gmsvp.org](http://www.gmsvp.org) THE VIRGINIA PEN—February 2018



A super large thank you for a job well done to all who helped with March 2018 Treasures of the Earth (TOTE) Show in Virginia Beach.

During the four days, there was a lot of work involved with loading and unloading the truck, setting up the booth and saws, replacing and breaking in new genie wheels, working the sales area, educating the public about geodes and other lapidary skills, breaking down the booth, cleaning the genies and saws, and truck loading and unloading at the shed. It couldn't have been done without your dedication to the club's programs.




Geode sales were more than expected, and we had many repeat customers from previous shows. We saw some very different and beautiful geodes. This show the Druzy Mist, Baby Bravo, the larger Las Choyas, and Moroccan geodes were some of the best sellers. The club will order more of all size and types for the July show.



Although there were some long lines at the saws, it was great to watch the facial expressions and smiles of the customers as they opened their geodes for the first time and as they showed them to us at the sales area.



It is always gratifying to see newer club members getting involved with our club activities. We had a number of them who came to the show and got trained to use the club's equipment and operate the sales area.



Again, thanks to all who were able to help with the show. We can always use the help from the club members at the show. Even a few hours will make it easier for those who are present and give them a break.



### The 25th annual Aurora Fossil Festival

Friday & Saturday, May 25th & 26th

Main Street, Aurora, NC

<http://aurorafossilfestival.net/>

## Wildacres Is on the Horizon

Steve Weinberger, EFMLS Wildacres Committee Chair; Source: EFMLS News, Volume 65, Number 4, February 2018

Our Eastern Federation offers several wonderful opportunities for its members during the year in addition to our annual convention and associated club sponsored show. One, actually two of these, are the EFMLS Workshops at the fabulous Wildacres Retreat in Little Switzerland, NC.

In spring our speaker will be Helen Serras-Herman, the world renowned glyptographer (gemstone carver) and jewelry designer. Helen will give six wonderful talks during the week and you'll have a chance to spend time with her and her lovely husband Andy. The dates for this session are May 21-27 and the cost (including room and board) is \$425.00 per person.



The speaker for the fall workshop on September 3-9 is Alfredo Petrov, explorer, raconteur, and mineral dealer. And like Helen and Andy, you'll get to spend the week at Wildacres getting to know him and learning from his six talks. Like spring, registration is \$425 per person.

See the EFMLS Wildacres page (<http://efmls-wildacres.org/>) for information on Spring and Fall 2018 classes, instructors, and registration.

Do register as early as possible giving us your 4 preferred classes since space in all is limited and the earlier you register, the better your chance at obtaining your 1st choice. I look forward to seeing you "on the mountain" in either spring or fall.

## 2018 AFMS/EFMLS Convention and Show Source: <http://www.amfed.org/efmls/conventionp.htm>



### 2018 Convention Information!!!

#### 2018 AFMS/EFMLS Convention and Show

Tar Heel Gem & Mineral Club, Inc.  
Raleigh, North Carolina

- Convention: April 5th - 9th, 2018
- Show: April 6th - 8th, 2018
- Convention Location: Embassy Suites
- Show Location: NC State Fairgrounds, Gov. Kerr Scott Building, Blue Ridge Road, Raleigh, NC 27603

There are numerous attractions for you to see in the Raleigh, NC area, while you're visiting the annual EFMLS/AFMS convention.

- In the Oakwood section you can see many historic buildings and Victorian homes. The Capitol Square building was built in 1804 with local granite quarried under where Central Prison is presently located. A railroad spur was created just for this purpose to bring the stone from the "country". Prisoners will not be digging out of this jail!
- Raleigh has two museums across from the Square side by side. The Museum of History and the Museum of Natural Sciences are both free of charge. Downtown is also full of fancy restaurants of all kinds of food.

For more information: Tar Heel Gem & Mineral Club, Inc. - Host Society - <http://www.tarheelclub.org>; Visit Raleigh - <https://www.visitraleigh.com>; North Carolina Travel Guide - <https://www.visitnc.com/free-travel-publications>; North Carolina Museum of Natural Sciences (Raleigh, NC) - <http://naturalsciences.org>

## MODIFYING PLIERS (seven pics with a caption for each)

Pliers-1: Sometimes a few changes to your tools can make work go faster and improve the quality at the same time. Stock tools need to be polished and can be customized using standard jewelry skills. Here's an example: While making a lot of chainmaile, I noticed I was ending up with a few scratched jump rings that required extra cleanup time before the chain could be polished. So I started looking into what I was doing wrong. Making jump rings and weaving them into chainmaile designs involves a lot of opening and closing of the rings. I typically use two square jaw pliers to do this, one for each hand. The jaws of my pliers were pretty much scratch free because on a new tool I typically relieve any sharp edges, sand away any tool marks on working surfaces and give those areas a quick polish.



Pliers-2: That helped but was not the whole problem. While making chain, rings would sometimes slip out of the pliers or slide within the jaws as I was trying to twist them open or closed. I noticed the jaws close at an angle, and gave me the idea of forming a groove at the end of the jaw that would grasp the ring gently without scratching it. Not only have these pliers worked well for chainmaile, but I've found several other problem jobs that this modification solves very nicely.



Pliers-3: To make up what I needed, I bought two inexpensive sets of square jaw pliers. My preference is for jaws that are about 3.5 - 4mm wide. This provides a good fit for the jump rings I use. You need to have enough metal at the tip of the jaws to be able to cut a groove that's deep enough. If your plier tips are too thin, you'll have to cut them back. Locate and mark the position on the jaw where the thickness is about 1.6 - 2mm.



Pliers-4: Cut the tips off with a cutoff wheel or grind them off with a bench grinder. If using a cutoff wheel, be sure to brace and hold both the workpiece and the rotating handpiece securely. If either moves, you will break the abrasive disk. And remember when cutting any metal with a motorized tool, be sure to use good eye protection. A little piece of debris in your eye makes for a bad day.

Pliers-5: Cut the tips off with a cutoff wheel or grind them off with a bench grinder. If using a cutoff wheel, be sure to brace and hold both the workpiece and the rotating handpiece securely. If either moves, you will break the abrasive disk. And remember when cutting any metal with a motorized tool, be sure to use good eye protection. A little piece of debris in your eye makes for a bad day.




Pliers-6: Now to make the grooves round so they grasp the wire without distorting it, I close the jaws and run a drill through the opening formed by the two rough grooves. I start with a small drill and followed up with a drill just slightly smaller than the wire size I want to grip. In my case that was 14 gauge wire, so I chose a #53 drill. Finally, the shape of the grooves needs to be refined. I used a coarse, knife edge, silicone polishing wheel on the flexshaft to polish off all marks left by the drill and to round off the outer edges of the groove.



Pliers-7: Test for proper fit by laying a jump ring into each groove. In particular, inspect the way the edges of the groove contact the inside of the ring. You may need to widen the groove at this point to (Cont'd on next page)

(Cont'd from prior page) (Pliers-7 Cont'd) avoid the pliers leaving a nick. Do a final polish so the jaws will not scratches as they grip a ring. I used a medium grit, knife edge, silicone polishing wheel but a sewn buff with tripoli or Zam would also work well.



### MANAGING PRODUCTION

Many readers of these Bench Tips sell their jewelry at shows, in galleries or online. They are sole proprietors and constantly under pressure to design new pieces and make enough product to keep up with demand. So their options are few when a large order comes in. They can burn the midnight oil themselves, or they can be smart and get some temporary help. But you need good help, and you often need it fast.

Jewelry assemblers are skilled, trustworthy and reliable craftsmen who make it their business to help others handle overloads and meet deadlines. Flexible arrangements are possible, working by the job, by the hour or by the piece. Each has a different mix of skills, from fabrication to enameling, casting, stonsetting, lapidary and others.

Assemblers are known to the trade, so you may have to ask around to find some references. But some assemblers advertise on the Net. For instance, a good friend of mine, Janice Metz <[JenFT4@aol.com](mailto:JenFT4@aol.com)>, has been working with designers and fabricators in the West Los Angeles area since 1997. She specializes in silversmithing, wire-wrapping, beading and stringing.

Learn New Jewelry Skills With Brad's How-To-Do-It Books:

[www.Amazon.com/author/bradfordsmith](http://www.Amazon.com/author/bradfordsmith).



## Turgite: Iridescent Wonder

Source: Tar Heel Tailings, Volume 46, Issue 03, March, 2018 (<http://www.tarheelclub.org/>)

Katelyn Hennessey

A combination of the minerals hematite and goethite results in the sometimes iridescent beauty, named Turgite. There appears to be a lot of debate amongst mineralogists as to whether or not turgite is its own mineral, or just a combination of the two. Original descriptions come from the Turjinskii Mine in Russia.

However, turgite can be found at a variety of locations around the world and is a sought after treasure at Graves Mountain in Georgia along with rutile, kyanite, and other interesting specimens. The gasoline-like rainbow iridescence and globular formations inspired its comic nickname "Unicorn Dung." Some specimens, such as the raffle specimen, more resemble the stalagnates (columns), stalactites, stalagmites and other speleothems that are found inside caves.



## New GMSVP Member—Welcome New Rockhounds!

Deborah Hogge

Teresa Winston





Tightly tucked toward the top of our trinket trunks are treasures too toxic to touch, tempting us though, as they tease our thoughts .

Yes, tis true! Tossed throughout our treasure trunks are things that are toxic to the touch and taste, even in this totally tantalizing, yet tranquil, task of teaching there are terrors taxing my task.

Well, enough of these terrible, Thesaurus taxing “t’s” . The message this month is a mention that there are dangers lurking among our mineral treasures and what to do about that. Think for a moment, if you will, about the chemical compositions of some of the minerals we collect - autunite, arsenopyrite, cinnabar, betafite, thorite, cuprosklodowskite, malachite, even beach shells for the jewelry we make have within them chemistries that, under certain conditions of working, handling, or storage, can present concerns about their part in maintaining our health. Think of the conditions in which we find our mineral treasures -- conditions that hide biting, stinging insects, or rash-causing plants, or offer precarious physical conditions which may impact one’s health.

Our hobby is associated with great joys, but also has within it certain dangers with which we should exercise substantial care and caution. There are minerals that should not be touched with bare hands and fingers. There are minerals that should not be worked dry. There are minerals that produce slivers that, oh so easily, penetrate the skin. There are minerals of a radioactive nature as well. Each of those situations requires certain protective measures.

We encounter many specimens of fauna and flora along the way as we walk to our favorite collecting localities. Many of those same fauna and flora are ones which bite, sting or scratch us. Some things just lay in wait to dig into our delicate hides, or scratch and tear us. We don’t usually encounter hiding tigers or crouching dragons on our trips, but those pesky little eight- and six-legged things sure can mess with our enjoyments.

What is a body to do to protect oneself? Glad you asked! We have a hobby based on sharing, giving, and teaching! Most of the hobby’s enthusiasts out there, ones I’ve met over the years, follow those practices in all ways. There are folks in our clubs who have all manner of experiences with our hobby’s related dangers and hazards. What I would like to offer here is a thought for your consideration. I would like to offer a suggestion that we encourage our members with the most experience to share, give, and teach not just about their knowledge with rocks, minerals, and fossils, but, also share, give, and teach what they have learned about being safe - - safe mineral handling, safe storage, safe caring and feeding of our treasures, safe traipsing on quarry roads, safe avoidance of biting insects and so on.

I’d like to broaden the sharing approach of our hobby to all things safety. Indeed, if your club does not have a safety coordinator, I would recommend your investigation of the benefits to your club with having a dedicated safety person. And, if you already have such a dedicated person in your club, I applaud your forethought! If you have a safety coordinator making safety a fun, interesting, and a learning experience, you are well ahead of the safety curve!

Please be safe, and think safety. Also, please mind those legless critters as well, after all, we all have a place on this Earth and we need to be mindful about sharing it with them.

**Our club is only successful because of all your help. Thanks for serving as a board member or on one of our many committees!**



[www.gmsvp.org](http://www.gmsvp.org)

## April Field Trip - Fossil Collecting

### **Field Trip—Miocene and Pliocene Fossil Collection along the James River (near Surry, VA)**

***Please let Lisa Cumming (lcumming1223@gmail.com), if you would like to attend this field trip.***

The Mountain Area Gem and Mineral Association (M.A.G.M.A.) has invited GMSVP to participate in another field trip at the Pipsico Boy Scout Camp Reservation near Surry, VA. Collecting will only be allowed on Saturday, April 7th.

**Date:** Saturday, April 7th

**Time:** 9 AM until dark

**Location:** Pipsico Boy Scout Camp Reservation, 57 Pipsico Road, Spring Grove, Virginia

**Guidance within Boy Scout Camp:** When you get to the camp, bear right of the building in front of the camp. From there, you will go through a gate and make a left turn at the sign for the Camp Lions. After you go over a bridge, park your car at a parking lot on the right. Follow the signs to the beach, where you will sign a release and pay the collection fee.

Campers may arrive on Friday night, April 6th. There are cabinettes available with electricity but no running water. Three cabins are available with full facilities. Tent camping is also allowed. Tents may be set up in campsite 4. There are latrine facilities and water on the site. Showers may be available at the pool area. All overnight campers must exit the camp by 9 AM, Monday, April 9th.

**Details:** Rockhounds will experience easy collecting along nearly a 1-mile long riverbank and shoreline of molluscan fossils of Miocene and Pliocene epochs, shark teeth, whale bones, corals, and more.

Sunblock and bug spray are highly recommended, as well as bottles of water and snacks. Please bring your own bags and tools for collecting.

**Collecting Rules:** All previous collecting rules still apply.

- Everyone must sign a liability release form upon arrival.
- Alcoholic beverages are prohibited on the property.
- Parking in designated areas only. No parking of vehicles in the campsites. You must park in the parking area after unloading gear.
- No climbing steep bank areas.
- Hand tools only.
- Swimming is prohibited in the river.
- No pets.

LOW TIDE IS AT 12:33 PM WITH  
MORE OF THE BEACH EXPOSED  
FOR COLLECTING.

### **Fees:**

- \$5.00 per person to collect or tent camp
- Cabin Rental: \$75
- Cabinette Rental: \$20

Information on Mountain Area Gem and Mineral Association (M.A.G.M.A.): <http://www.wncrocks.com/magma/>



Hello Members! Our May trip is reserved. Jean Grunwald and I are going on March 24<sup>th</sup> to get a preview of the collecting area and meeting with the owner. Here is the information:

**NOTE: Please contact me via email at [lcumming1223@gmail.com](mailto:lcumming1223@gmail.com) and let me know if you are coming. I will call in our attendance number to the owner.**

**LOCATION:** Earthen Paradise, 599 Browntown Road, Prospect, VA 23958; <https://earthenparadiseinc.com/>

**DATE/TIME:** May 5th, 10 AM

**COLLECTING FEE:** The collecting fee for club members will be \$20. **We must have at least 2 people reserved together to get this rate and it's a flat rate of \$20 for both whole and half days. Proof of membership in any active gem or mineral club or society is required to qualify for this rate.**

**SAFETY:** See their website for safety information: <https://earthenparadiseinc.com/p/visit-us>

**GENERAL:** Members will meet at 10 AM. We will get a 45-minute introduction and hiking tour of Earthen Paradise. We will learn how to identify various plants and minerals, take a visit to the creek, and then back to the parking lot to head down to Kyanite Falls and the collecting area. Once you are comfortable with where to go and how to do it, the tour guides will let you spend the day hunting for treasures! Opportunities include panning gold, gem grade kyanite, garnets, etc. The site is remote, very similar to Scufflin Acres, so please come prepared to rough it. Pack a lunch and please bring a sturdy pair of shoes and gloves. If you are planning to break rocks, please remember your safety gear.

### **WHAT TO WEAR & BRING:**

- Sneakers or boots you don't mind getting wet and muddy. (No "5-finger" toe shoes, sandals, or other similar footwear. Aqua socks or Crocs are only allowed in the stream and creek.)
- Light, comfy clothes that can get wet & muddy
- Swimsuit underneath if you want to splash in the creek or stream
- Drinking water (32 oz per person minimum)
- Towel, sunscreen, & hat
- Mosquito, tick, and bug repellent & rain poncho

### **AGE/WEIGHT/PHYSICAL CONDITION:**

- 5 years of age or older and in good physical condition with NO recent injury or surgery to feet, ankles, knees, hips or back
- No expectant mothers
- Hiking is moderately strenuous which includes multiple stream crossings and a creek crossing.
- Recreational geology is available from beginner to expert levels.

**CHILDREN:** Children age 16 & 17 may tour and participate without an adult. A parent must sign a liability waiver at check-in. Children age 5 to 15 must be accompanied by a responsible adult who is at least 18 years old.

**WEATHER:** Tours and excursions go out year round rain or shine. In the event that we determine weather is hazardous, we may cancel the event, tour, or excursion and guests may be rescheduled.

For those members interested in another field trip, the Aurora Fossil Festival is scheduled for Friday, May 25th and Saturday, May 26th. Activities include digging for fossils, fossil displays, paleo lecture series, fossil auction, displays by partner nonprofit organizations, parade, fossil 5K, live entertainment, and food and craft vendors. This is a public event. The address is: Aurora Fossil Museum, 400 Main Street, Aurora, NC 27806. Watch their website for more information: <http://aurorafossilfestival.net/>.

This is a family field trip (*no sign up required*). It is a fun day with carnival rides and food, craft booths, and mounds of tailings from a nearby mine to dig for fossils (especially shark teeth). It is fun day for kids and adults!

### Visit a Show

Source: EFMLS News Volume 65, Number 5, March 2018 & SFMS Lodestar December 2017

April 6-8: Tar Heel Mineral Club Annual Show and EFMLS/AFMS Convention, Raleigh, NC. AFMS Annual Meeting - Thursday April 12th. EFMLS Annual Meeting - Friday April 13th. AFMS/EFMLS Awards Banquet - Saturday, April 14th. Breakfast with the Editors & Webmasters - Sun. April 15th. Info: [www.amfed.org](http://www.amfed.org)

April 7-8: 45th Annual Mineral, Gem, Jewelry & Fossil Show. New Haven Mineral Club. Amith Regional Middle School, 1 Ohman Ave, Orange, CT. Info: [www.newhavenmineralclub.org](http://www.newhavenmineralclub.org).

April 14: 14th Annual Earl & Malvina Packard Rock, Gem, & Mineral Show. Southeastern New Hampshire Mineral Club. Dover Veterans Community Center, 156 Back River Rd, Dover, NH. Info: Brian: 207-710-6254 or [cshore108@yahoo.com](mailto:cshore108@yahoo.com).

April 14-15: 20th Annual North Jersey Gem, Mineral & Fossil Show. No. Jersey Mineralogical Society. Midland Park High School, 250 Prospect St, Midland Park, NJ.

April 14-15: 35th Annual Gem, Mineral & Jewelry Show sponsored by the Maine Mineralogical & Geological Society. St. Joseph's College, 278 Whites Bridge Rd; Standish, ME. Info: [www.mainemineralclub.org](http://www.mainemineralclub.org).

April 28-29: Memphis Mineral, Fossil, Jewelry Show "The Earth Wide Open." Memphis Archaeological and Geological Society. Memphis International Agricenter, 7777 Walnut Grove Road, Memphis, TN. Web: <http://www.TheEarthWideOpen.com>. Show Chair James Butchko, 901-743-0058, Dealer Chair WC McDaniel, 901-274-7706.

May 19: 29th Annual Chesapeake Gem, Jewelry & Fossil Show. Chesapeake Gem & Mineral Society. Ruhf Armory, York Rd just south of I-695, Towson, MD. Info: [chesapeakegem@gmail.com](mailto:chesapeakegem@gmail.com).

June 2-3: Gemfest 2018 (25th Annual Mineral, Gem, Jewelry and Fossil Show) sponsored by the Wayne County Gem & Mineral Club. Greater Canandaigua Civic Center, 250 N Bloomfield Rd, Canandaigua, NY. Info: [fredmhaynes55@gmail.com](mailto:fredmhaynes55@gmail.com) or [www.wcgmcc.org](http://www.wcgmcc.org).

July 28-29: 39th Annual Champlain Valley Gem, Mineral & Fossil Show sponsored by the Burlington Gem & Mineral Club. Tuttle Middle School, 500 Dorset St; So. Burlington, VT. Info: [www.burlingtongemandmineralclub.org/show.html](http://www.burlingtongemandmineralclub.org/show.html).

July 28 to August 5: The 34th Annual Grassy Creek Mineral and Gem Show sponsored by Parkway Fire and Rescue. Parking and admission are free. Food is available. 136 Majestic View, Spruce Pine, NC 28777. Contact: Donna Collis: [collisdonna@yahoo.com](mailto:collisdonna@yahoo.com), 828-765-5519.

**If you have not already done so, please pay your 2018 GMSVP membership dues. Submit the membership form with payment to PO Box on the form. Here's a [link to the GMSVP membership form](#).**




- Our club president, Vinton Feanny, called the meeting to order. She greeted our new club members. Vinton reminded us that the Treasures of the Earth (TOTE) Show is in Virginia Beach on March 9<sup>th</sup> – 11<sup>th</sup>. She shared that we are still in need of volunteers to sell geodes and operate the large saws.
- Programs: Michael Griffith stated that we need additional specimens for the GMSVP Auction at our next meeting on April 5<sup>th</sup>. He said that we should bring any specimens for the auction to the TOTE show, so he can photograph them.
- Treasurer: Gary Bergtholdt presented the 2018 GMSVP Budget. He showed us the past 10 years of budgets and compared these with a draft of the 2018 budget. Some of the points of discussion included:
  - o This year we have only 3 TOTE shows instead of 4 last year. The 2018 budget has been adjusted to reflect this decrease in income.
  - o During the past year we purchased new wheels for all the Genies.
  - o Most Geodes for 2018 were purchased during this past year.

The motion to accept the proposed 2018 budget was moved and seconded. The motion was approved.
- Lisa Cummings presented a notional Field trip calendar. The goal is to have 1 field trip each month.
  - April 7: Pipsico
  - May 5: Earthen Paradise
  - June 2: Westmoreland State Park
  - July: TBD
  - August 25: Smithsonian
  - September (TBD): Willis Kyanite Mountain
  - October (TBD): Scufflin Acres
- The drawing for the paid raffle was conducted with many excited winners.
- The business meeting adjourned, and the guest speaker, Bob Simon, was introduced, who provided a presentation on oil and gas exploration off the Virginia coast.

Minutes prepared by David Scharff  
March 7, 2018



**2018 Show Dates**  
**July 20 - 22, and**  
**October 12 - 14 (Both at the VA Beach Convention Center)**



**GMSVP Meeting/Auction**  
**Thursday, April 5th, 7 PM**  
**Sandy Bottom Nature Park's Nature Center**  
**Hampton, VA**

**Gem Tree Workshop**  
 Gary Bergtholdt is holding 2-3 hour gem tree workshops at his home. If interested, contact Gary at: [gbergtholdt@gmail.com](mailto:gbergtholdt@gmail.com).



## AFMS CODE OF ETHICS



I will respect both private and public property and will do no collecting on privately owned land without the owner's permission.

I will keep informed on all laws, regulations of rules governing collecting on public lands and will observe them.

I will to the best of my ability, ascertain the boundary lines of property on which I plan to collect.

I will use no firearms or blasting material in collecting areas.

I will cause no willful damage to property of any kind - fences, signs, buildings.

I will leave all gates as found.

I will build fires in designated or safe places only and will be certain they are completely extinguished before leaving the area.

I will discard no burning material - matches, cigarettes, etc.

I will fill all excavation holes which may be dangerous to livestock.

I will not contaminate wells, creeks or other water supply.

I will cause no willful damage to collecting material and will take home only what I can reasonably use.

I will practice conservation and undertake to utilize fully and well the materials I have collected and will recycle my surplus for the pleasure and benefit of others.

I will support the rockhound project H.E.L.P. (Help Eliminate Litter Please) and will leave all collecting areas devoid of litter, regardless of how found.

I will cooperate with field trip leaders and those in designated authority in all collecting areas.

I will report to my club or Federation officers, Bureau of Land management or other authorities, any deposit of petrified wood or other materials on public lands which should be protected for the enjoyment of future generations for public educational and scientific purposes.

I will appreciate and protect our heritage of natural resources.

I will observe the "Golden Rule", will use "Good Outdoor Manners" and will at all times conduct myself in a manner which will add to the stature and Public "image" of rockhounds everywhere.